

智原科技2021年第一季度 法人說明會

2021年4月27日

FARADAY

Synergy for Excellence

Confidential

季度合併損益表

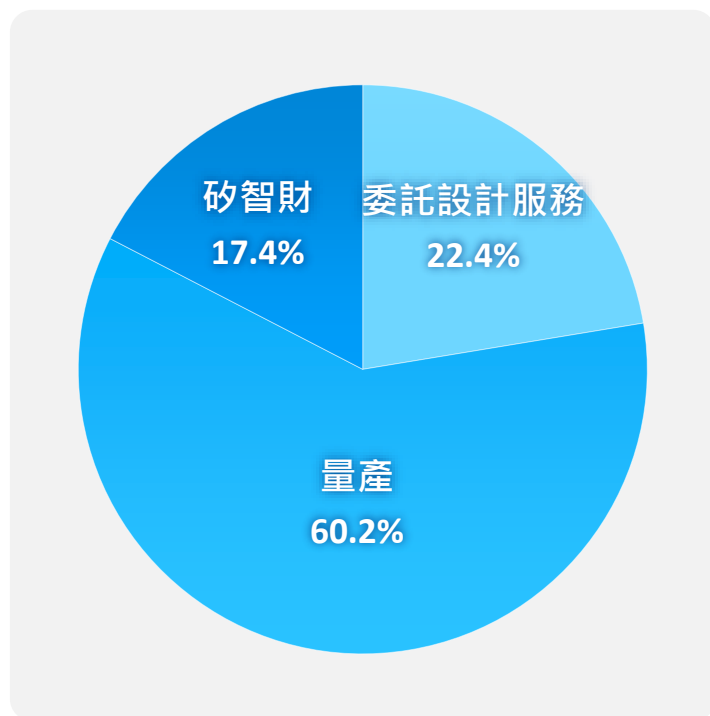
單位:新台幣百萬元	1Q21	4Q20	QoQ %
營業收入淨額	1,535	1,430	7.3%
營業毛利	749	669	11.9%
營業費用	(610)	(645)	-5.4%
營業利益	139	24	471.0%
營業外收入及支出	70	(3)	-2555.0%
所得稅費用(利益)	(29)	1	-2993.7%
本期淨利	179	22	696.2%
少數股權(淨利)損失	(9)	1	-980.9%
稅後淨利(歸屬母公司業主)	170	23	621.2%
每股盈餘 (NTD)	0.68	0.09	
毛利率	48.8%	46.8%	
營業利益率	9.0%	1.7%	
純益率	11.7%	1.6%	

合併資產負債表

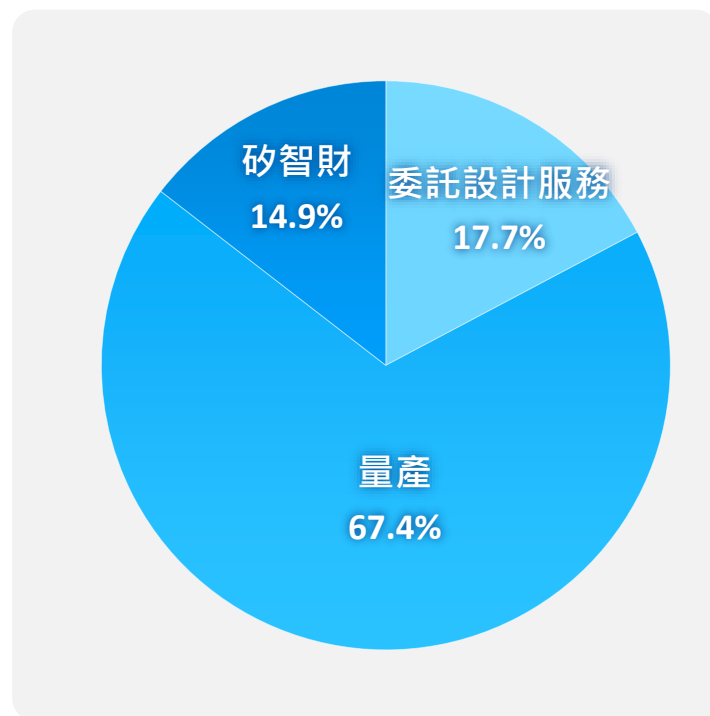
單位:新台幣百萬元	2021/03/31	2020/12/31
現金及約當現金	3,692	3,048
應收票據及帳款	552	691
存貨	633	501
資產總計	9,029	8,199
應付票據及帳款	1,044	645
流動負債	2,050	1,614
負債合計	2,327	1,858
股東權益合計	6,702	6,341

季度銷售分析 - 產品別

1Q 2021

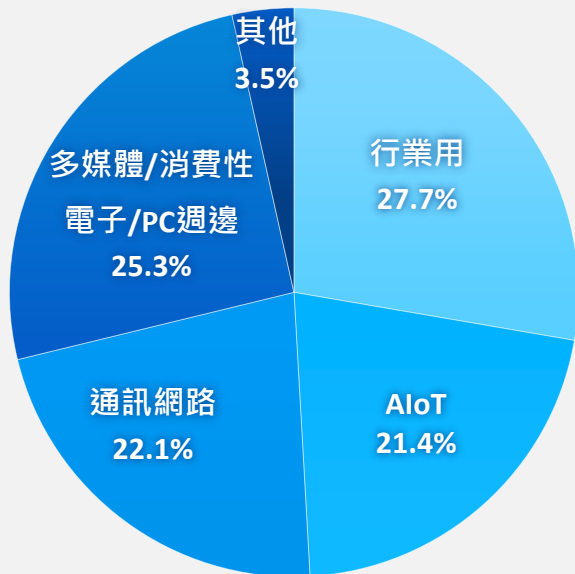


4Q 2020

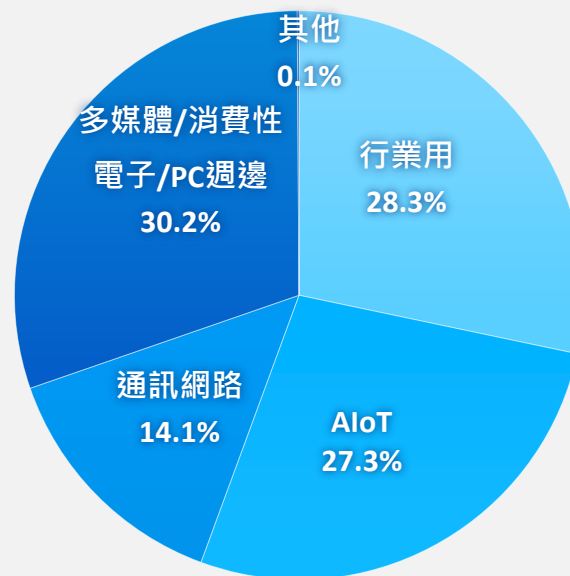


季度銷售分析 - 應用別

1Q 2021

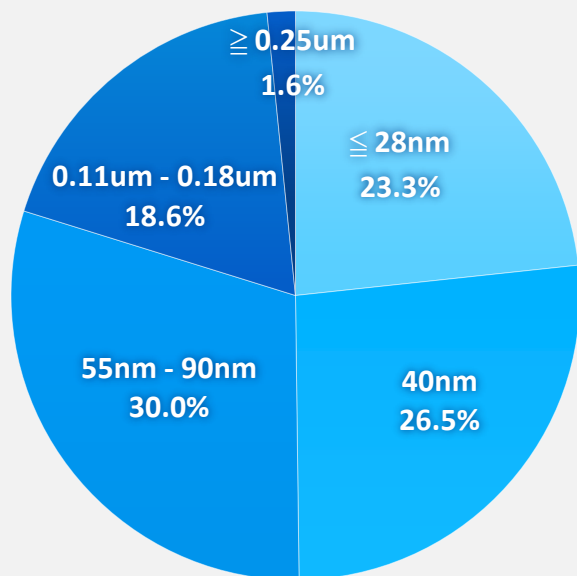


4Q 2020

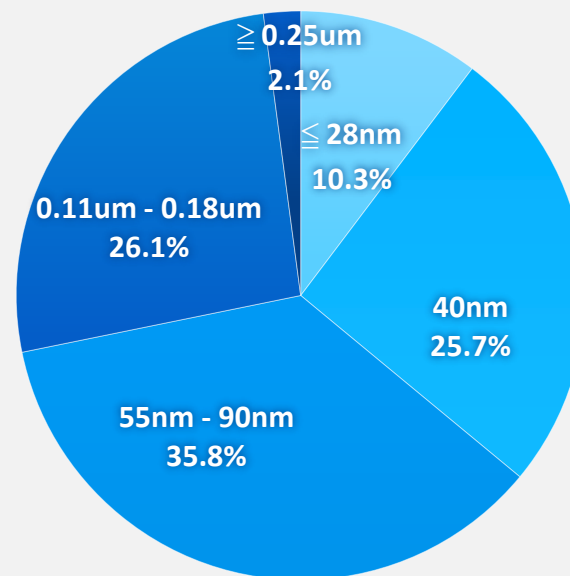


季度銷售分析 - 製程技術

1Q 2021



4Q 2020




- **Confidential information**

The material is being disclosed to you pursuant to a non-disclosure agreement between you or your employer and Faraday. Information disclosed in this presentation may be used only as permitted under such an agreement.

- **Legal notice**

The information contained in this presentation is intended to provide a general guide as to which product is suited for a given requirement and shows suggested product applications. Specified functions and properties for products are only valid when handling instructions and other stated conditions and recommendations have been considered and followed. All descriptions, illustrations and dimensions in the information represent general particulars and do not form part of any contract. All information is provided “as is”, with no guarantee of completeness, accuracy, timeliness or of the results obtained from the use of the information, and without warranty of any kind, express or implied, including but not limited to warranties of performance. All information is subject to change without prior notice. Faraday assumes no responsibility whatsoever for any errors or inaccuracies about the information.



www.faraday-tech.com
ir@faraday-tech.com

