

2025 1Q Investor Conference

April 22, 2025

FARADAY

Synergy for Excellence

Confidential

Agenda

- 1Q25 Financial Results
- Business Update



1Q25 Financial Results



Statements of Comprehensive Income

| Unit: NT\$ Million | 1Q25 | 4Q24 | 1Q24 | QoQ % | YoY % |
|----------------------------------------------|----------------|----------------|--------------|---------------|---------------|
| Revenues | 7,438 | 2,953 | 2,579 | 151.9% | 188.4% |
| IP | 403 | 440 | 329 | -8.3% | 22.6% |
| NRE | 454 | 329 | 627 | 38.0% | -27.7% |
| MP | 6,581 | 2,184 | 1,623 | 201.3% | 305.6% |
| Gross Profit | 1,508 | 1,265 | 1,200 | 19.2% | 25.7% |
| Operating Expenses | (1,139) | (1,077) | (883) | 5.8% | 29.0% |
| Operating Income | 369 | 188 | 317 | 95.7% | 16.5% |
| Non-operating Items | 86 | 107 | 38 | -19.7% | 120.8% |
| Income Tax | (103) | (46) | (77) | 122.4% | 33.4% |
| Net Income | 352 | 249 | 278 | 41.1% | 26.4% |
| Net Income Attributable to the Parent | 346 | 236 | 280 | 46.6% | 23.5% |
| EPS (NTD) | 1.33 | 0.91 | 1.13 | | |
| Gross Margin | 20.3% | 42.8% | 46.5% | | |
| Operating Margin | 5.0% | 6.4% | 12.3% | | |
| Net Income Margin | 4.7% | 8.4% | 10.8% | | |

Condensed Balance Sheet

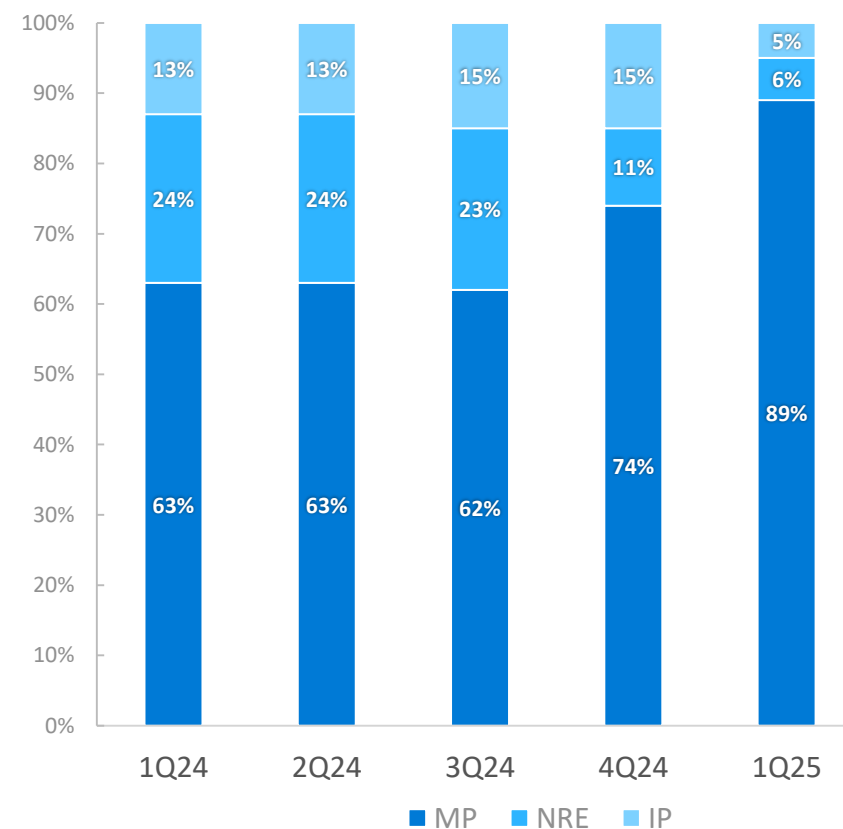
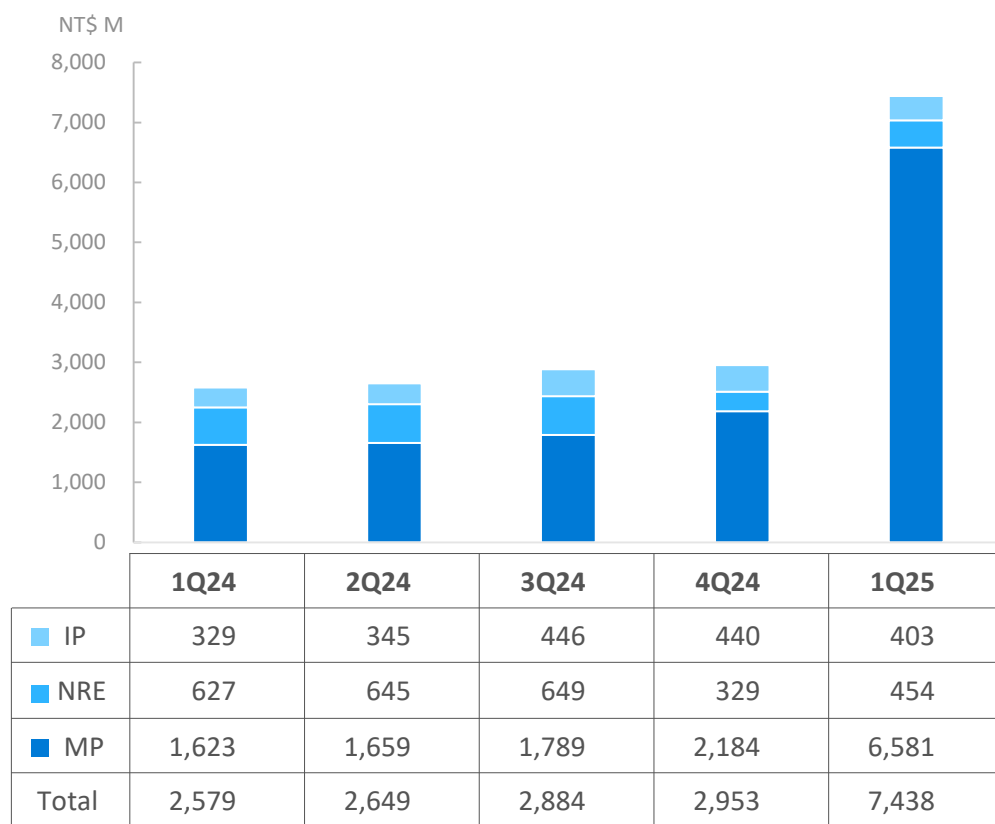
| Unit: NT\$ Million | 2025/3/31 | 2024/12/31 |
|-------------------------------|---------------|---------------|
| Cash and Cash Equivalents | 6,794 | 8,311 |
| Notes and Accounts Receivable | 2,155 | 1,054 |
| Inventories | 2,526 | 1,074 |
| Total Assets | 19,464 | 18,330 |
| Notes and Accounts Payable | 2,245 | 1,675 |
| Current Liabilities | 4,963 | 3,872 |
| Total Liabilities | 5,780 | 4,857 |
| Stockholders' Equity | 13,684 | 13,473 |
| A/R Turnover Days | 20 | 43 |
| Inventory Turnover Days | 28 | 69 |



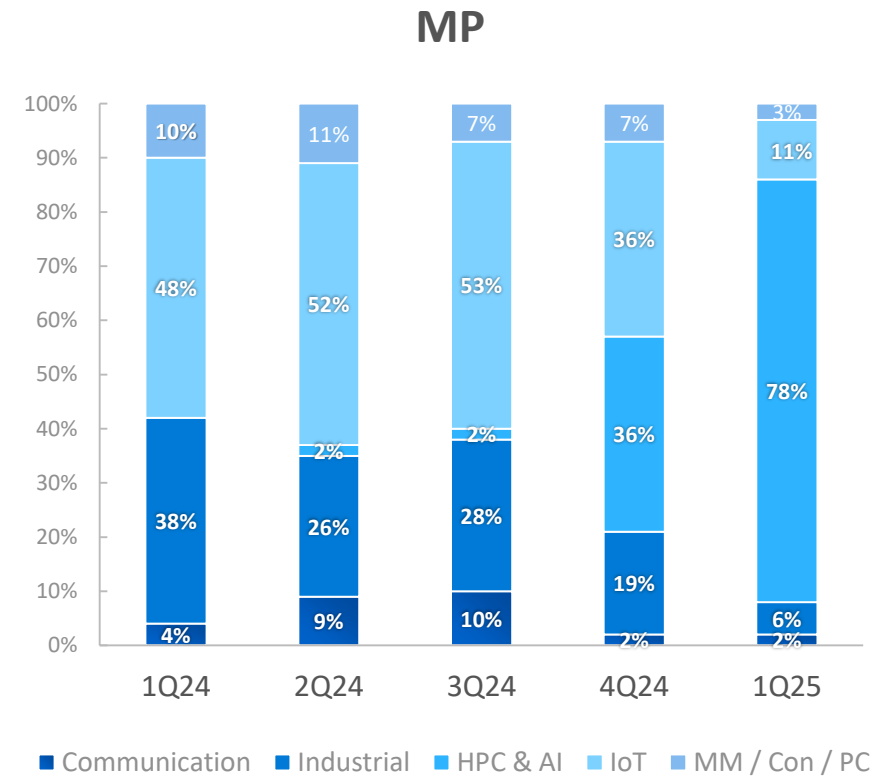
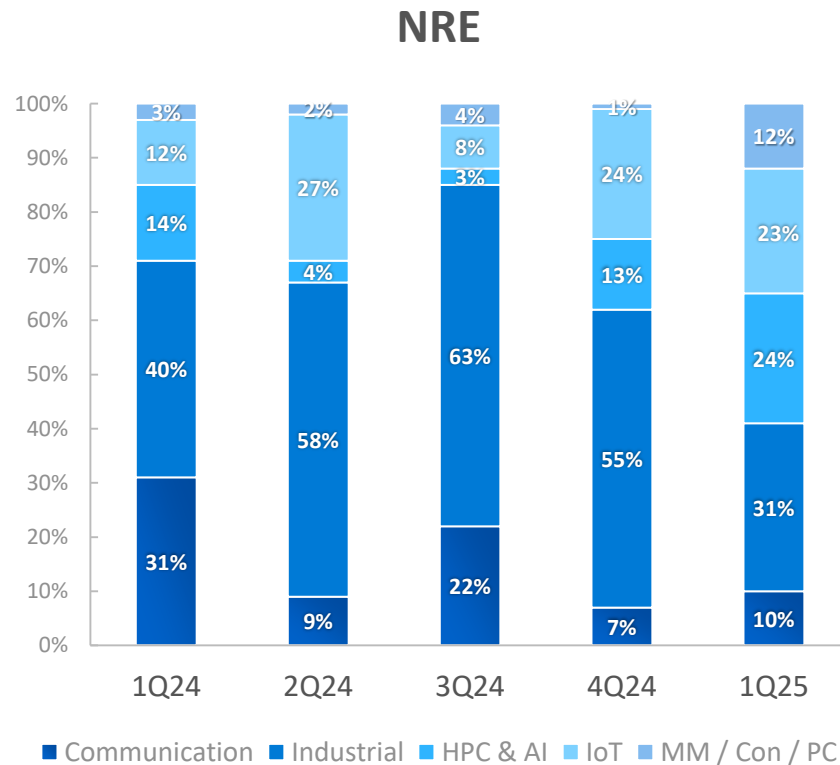
Business Update



Sales Breakdown by Billing Method

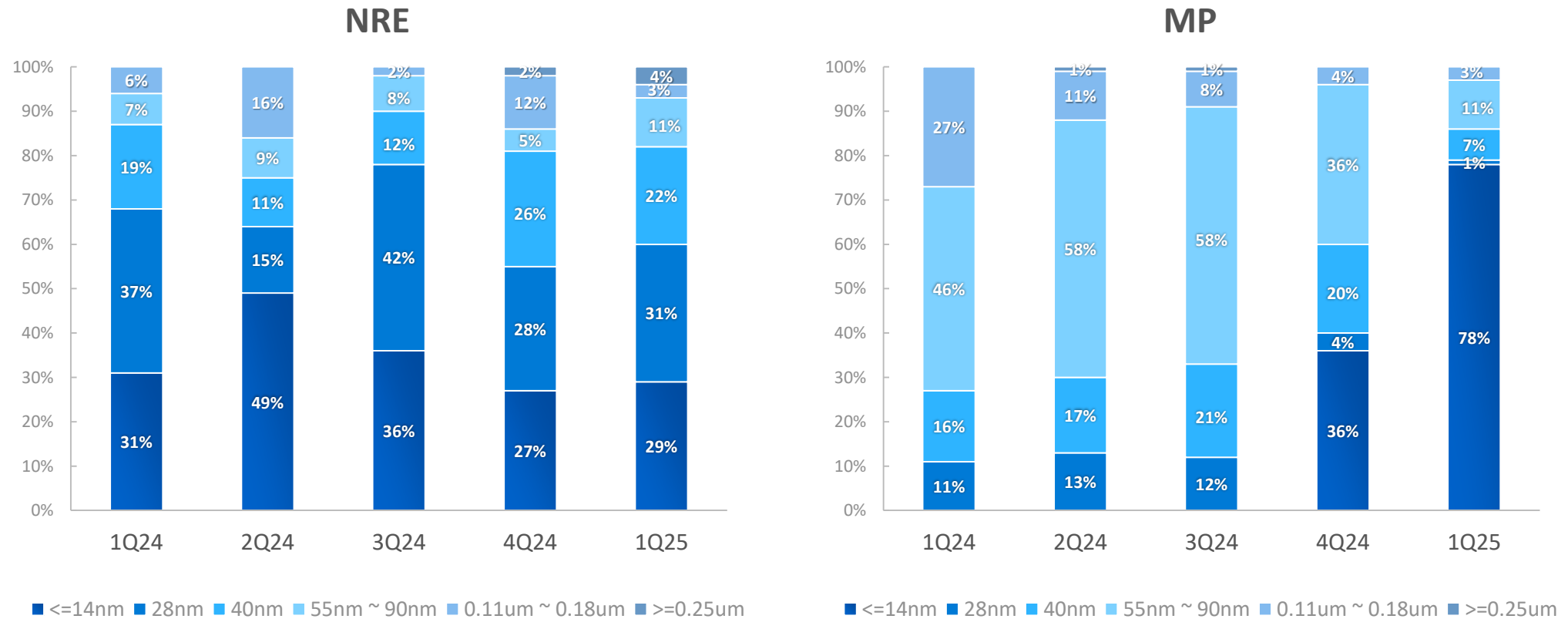


NRE/MP Breakdown by Application



* MM / Con / PC includes multimedia, consumer electronics and PC peripheral.

NRE/MP Breakdown by Technology




- **Confidential information**

The material is being disclosed to you pursuant to a non-disclosure agreement between you or your employer and Faraday. Information disclosed in this presentation may be used only as permitted under such an agreement.

- **Legal notice**

The information contained in this presentation is intended to provide a general guide as to which product is suited for a given requirement and shows suggested product applications. Specified functions and properties for products are only valid when handling instructions and other stated conditions and recommendations have been considered and followed. All descriptions, illustrations and dimensions in the information represent general particulars and do not form part of any contract. All information is provided “as is”, with no guarantee of completeness, accuracy, timeliness or of the results obtained from the use of the information, and without warranty of any kind, express or implied, including but not limited to warranties of performance. All information is subject to change without prior notice. Faraday assumes no responsibility whatsoever for any errors or inaccuracies about the information.



www.faraday-tech.com
ir@faraday-tech.com

