

2025 2Q Investor Conference

July 29, 2025

FARADAY

Synergy for Excellence

Confidential

Agenda

- 2Q25 Financial Results
- Business Update



2Q25 Financial Results



Statements of Comprehensive Income

Unit: NT\$ Million	2Q25	1Q25	2Q24	QoQ %	YoY %
Revenues	4,512	7,438	2,649	-39.3%	70.3%
IP	289	403	345	-28.3%	-16.2%
NRE	412	454	645	-9.2%	-36.2%
MP	3,811	6,581	1,659	-42.1%	129.7%
Gross Profit	1,091	1,508	1,249	-27.6%	-12.6%
Operating Expenses	(1,027)	(1,139)	(992)	-9.8%	3.5%
Operating Income	64	369	257	-82.7%	-75.2%
Non-operating Items	(19)	86	83	-122.3%	-123.2%
Income Tax	(9)	(103)	(72)	-90.8%	-86.7%
Net Income	36	352	268	-90.0%	-86.9%
Net Income Attributable to the Parent	26	346	261	-92.5%	-90.1%
EPS (NTD)	0.1	1.33	1.00		
Gross Margin	24.2%	20.3%	47.1%		
Operating Margin	1.4%	5.0%	9.7%		
Net Income Margin	0.8%	4.7%	10.1%		

Condensed Balance Sheet

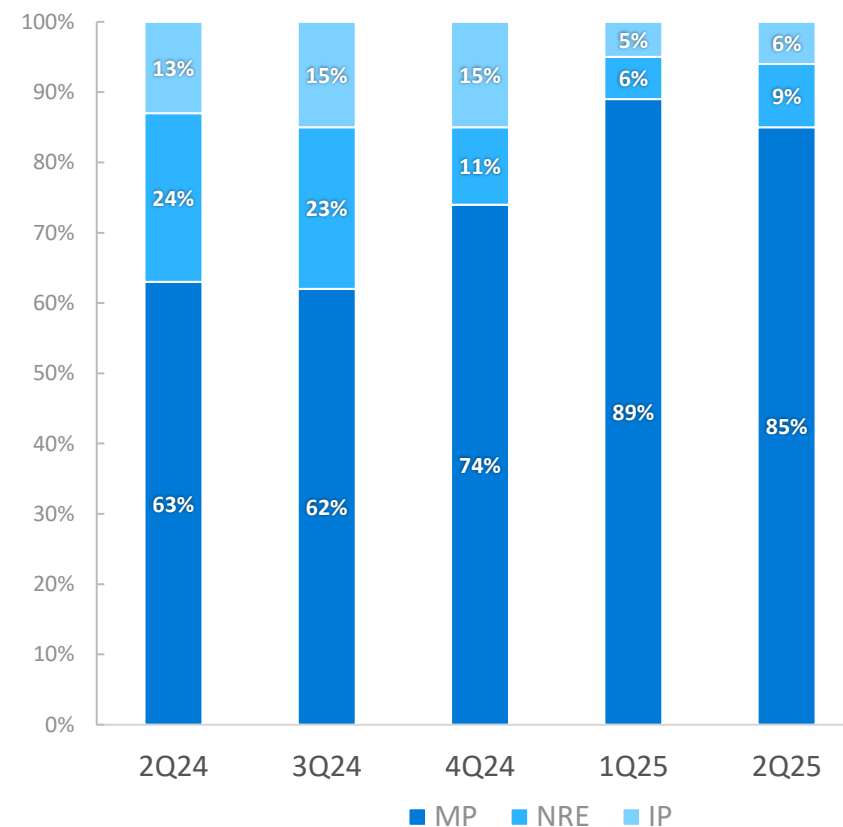
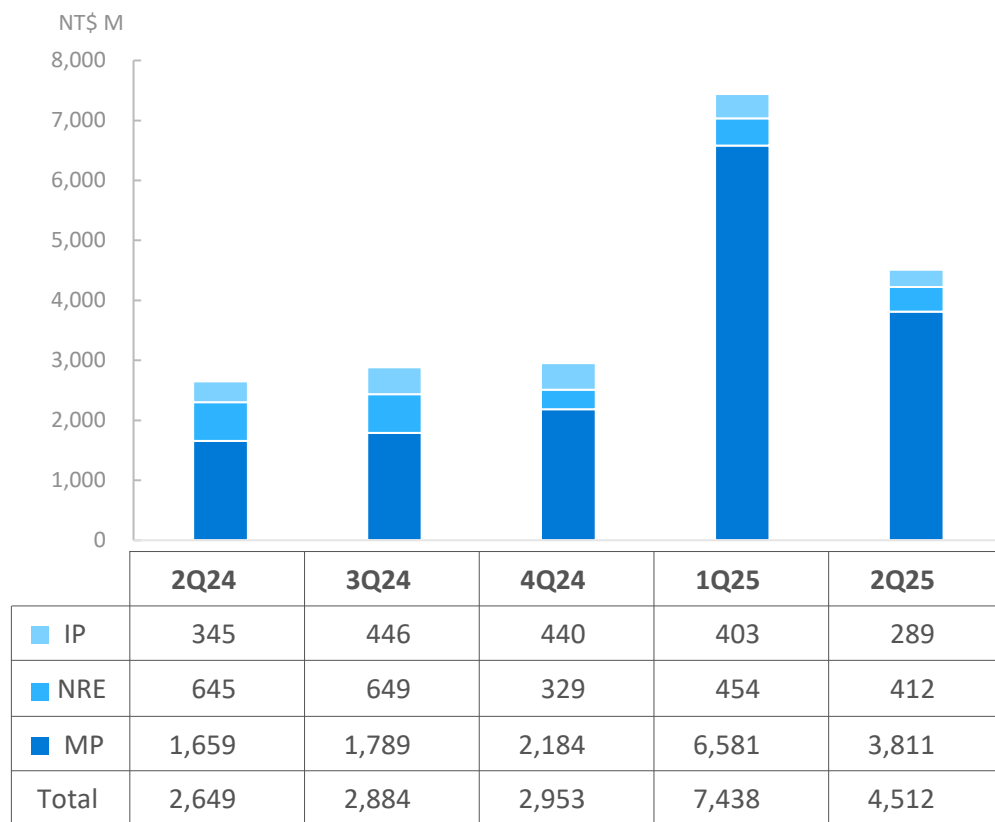
Unit: NT\$ Million	2025/6/30	2025/3/31
Cash and Cash Equivalents	8,372	6,794
Notes and Accounts Receivable	944	2,155
Inventories	1,947	2,526
Total Assets	18,978	19,464
Notes and Accounts Payable	1,439	2,245
Current Liabilities	5,625	4,963
Total Liabilities	6,306	5,780
Stockholders' Equity	12,672	13,684
A/R Turnover Days	15	20
Inventory Turnover Days	29	28



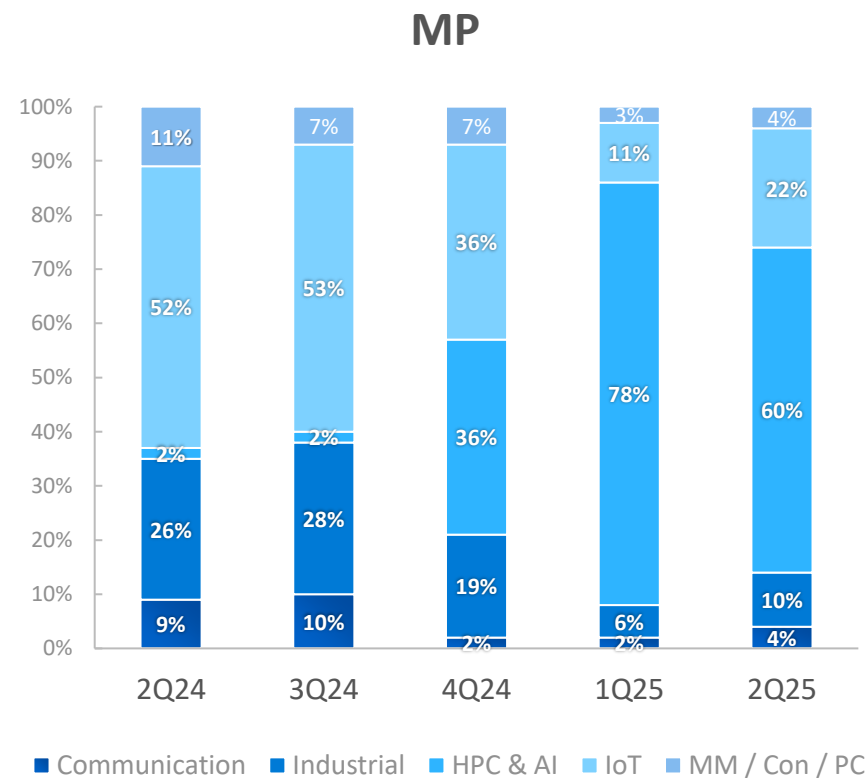
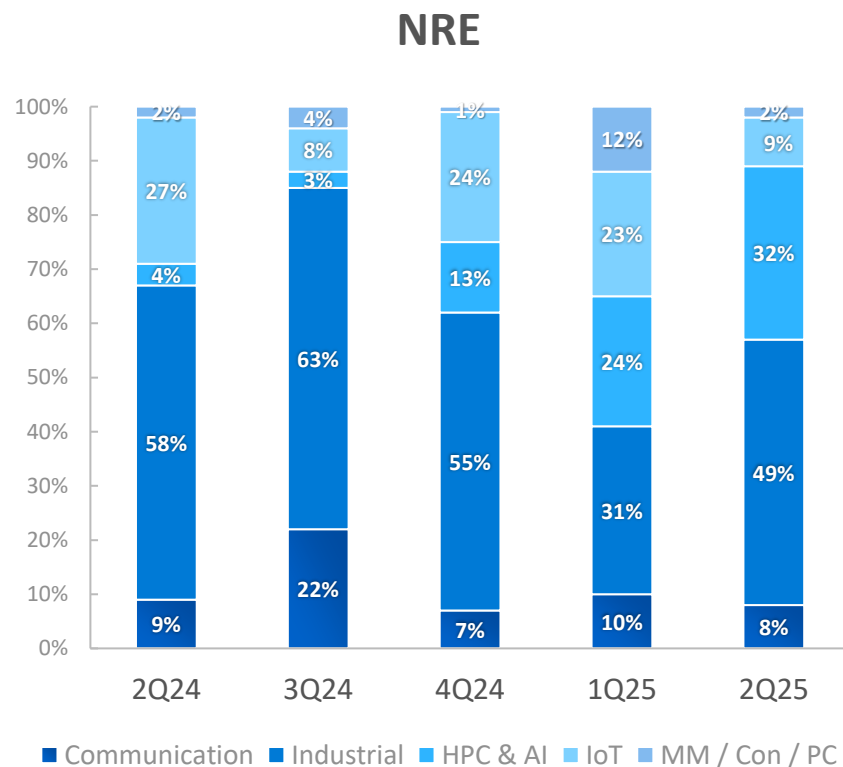
Business Update



Sales Breakdown by Billing Method

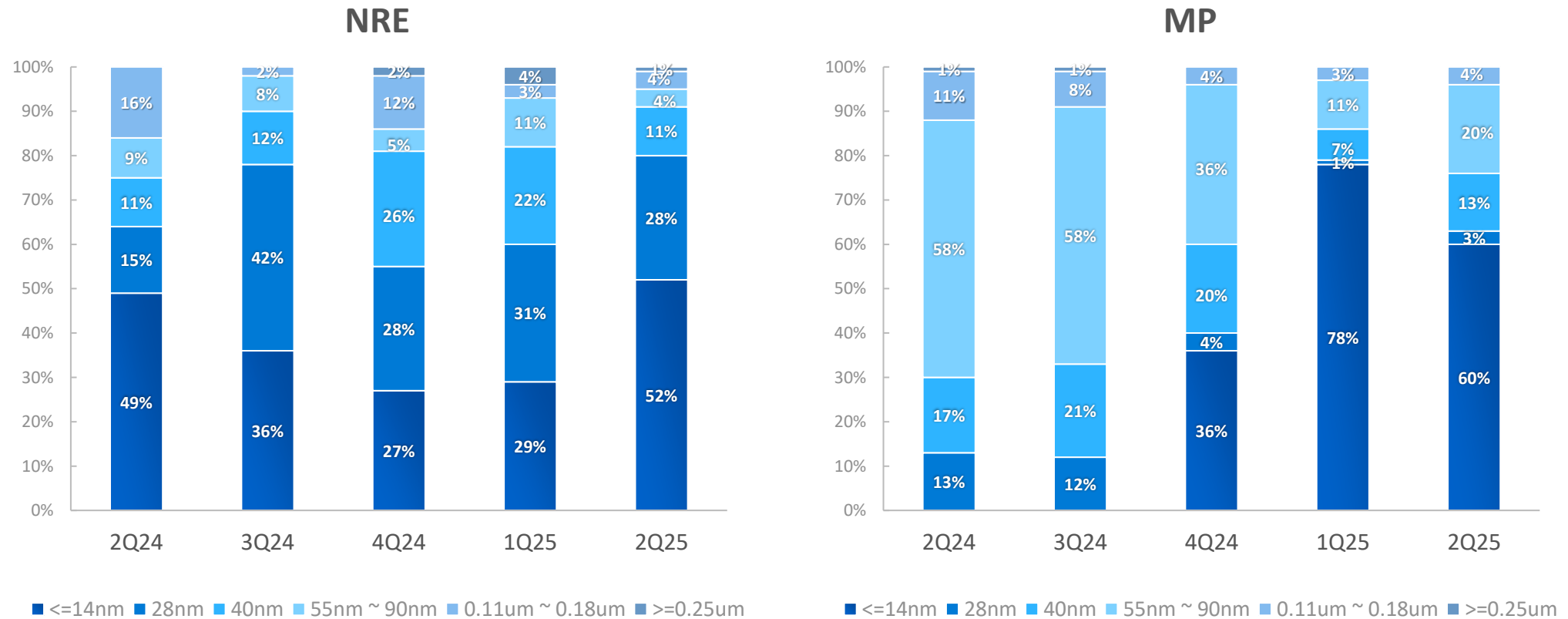


NRE/MP Breakdown by Application



* MM / Con / PC includes multimedia, consumer electronics and PC peripheral.

NRE/MP Breakdown by Technology




- **Confidential information**

The material is being disclosed to you pursuant to a non-disclosure agreement between you or your employer and Faraday. Information disclosed in this presentation may be used only as permitted under such an agreement.

- **Legal notice**

The information contained in this presentation is intended to provide a general guide as to which product is suited for a given requirement and shows suggested product applications. Specified functions and properties for products are only valid when handling instructions and other stated conditions and recommendations have been considered and followed. All descriptions, illustrations and dimensions in the information represent general particulars and do not form part of any contract. All information is provided “as is”, with no guarantee of completeness, accuracy, timeliness or of the results obtained from the use of the information, and without warranty of any kind, express or implied, including but not limited to warranties of performance. All information is subject to change without prior notice. Faraday assumes no responsibility whatsoever for any errors or inaccuracies about the information.



www.faraday-tech.com
ir@faraday-tech.com

