

# 2025 3Q Investor Conference

Oct. 28, 2025

# FARADAY

*Synergy for Excellence*

Confidential

# Agenda

- 3Q25 Financial Results
- Business Update



## 3Q25 Financial Results



# Statements of Comprehensive Income

Unit: NT\$ Million	3Q25	2Q25	3Q24	QoQ %	YoY %
Revenues	3,236	4,512	2,884	-28.3%	12.2%
IP	413	289	446	43.0%	-7.4%
NRE	492	412	649	19.4%	-24.2%
MP	2,331	3,811	1,789	-38.8%	30.3%
Gross Profit	1,075	1,091	1,338	-1.5%	-19.7%
Operating Expenses	(1,035)	(1,027)	(1,029)	0.8%	0.6%
Operating Income	40	64	309	-38.1%	-87.2%
Non-operating Items	173	(19)	44	-1001.8%	296.5%
Income Tax	(48)	(9)	(77)	408.3%	-37.0%
Net Income	165	36	276	367.9%	-40.4%
Net Income Attributable to the Parent	152	26	264	487.3%	-42.5%
EPS (NTD)	0.58	0.1	1.01		
Gross Margin	33.2%	24.2%	46.4%		
Operating Margin	1.3%	1.4%	10.7%		
Net Income Margin	5.1%	0.8%	9.6%		

# Condensed Balance Sheet

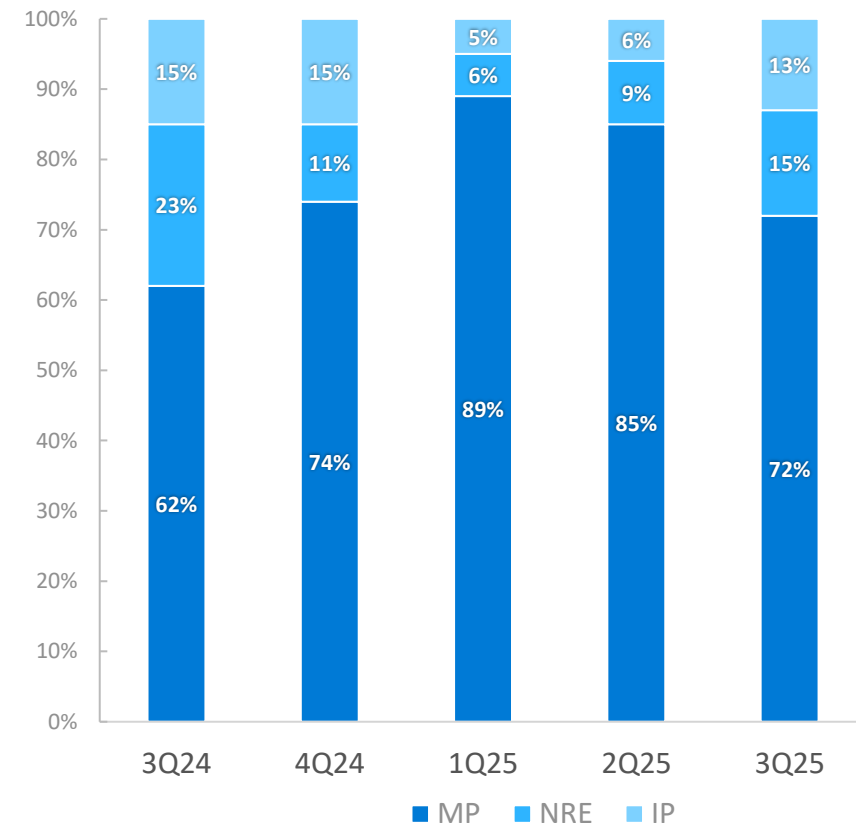
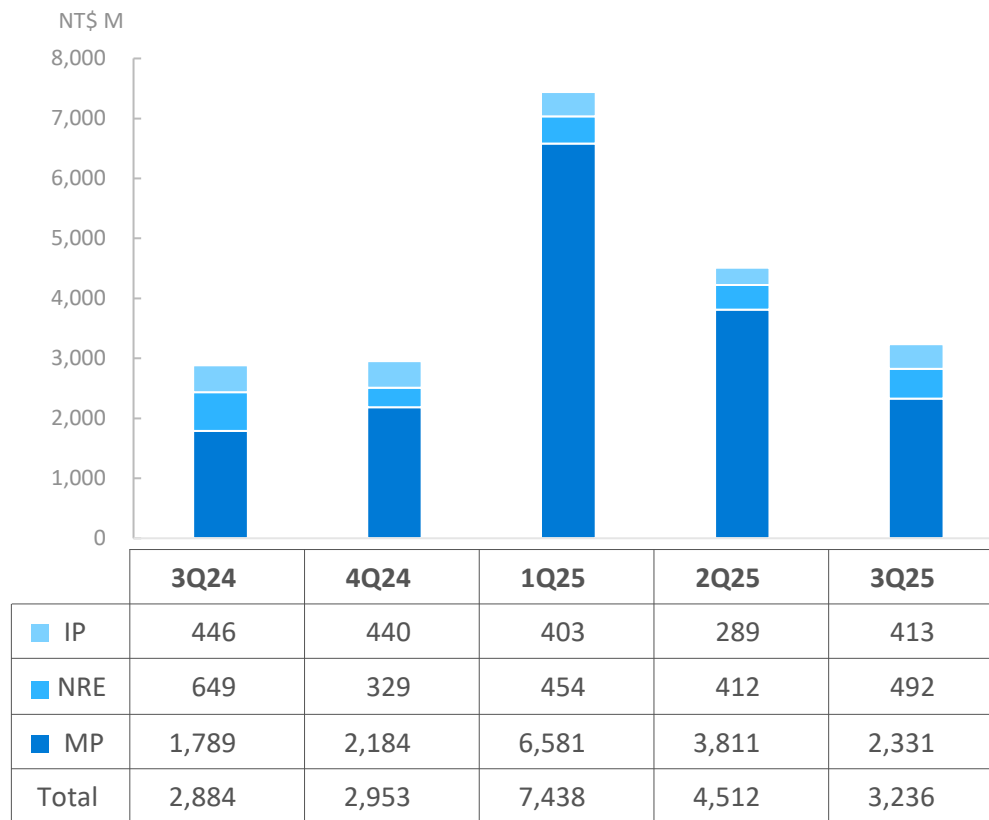
Unit: NT\$ Million	2025/9/30	2025/6/30
Cash and Cash Equivalents	7,820	8,372
Notes and Accounts Receivable	1,434	944
Inventories	1,425	1,947
<b>Total Assets</b>	<b>18,867</b>	<b>18,978</b>
Notes and Accounts Payable	1,835	1,439
Current Liabilities	5,141	5,625
<b>Total Liabilities</b>	<b>5,752</b>	<b>6,306</b>
<b>Stockholders' Equity</b>	<b>13,115</b>	<b>12,672</b>
A/R Turnover Days	22	15
Inventory Turnover Days	30	29



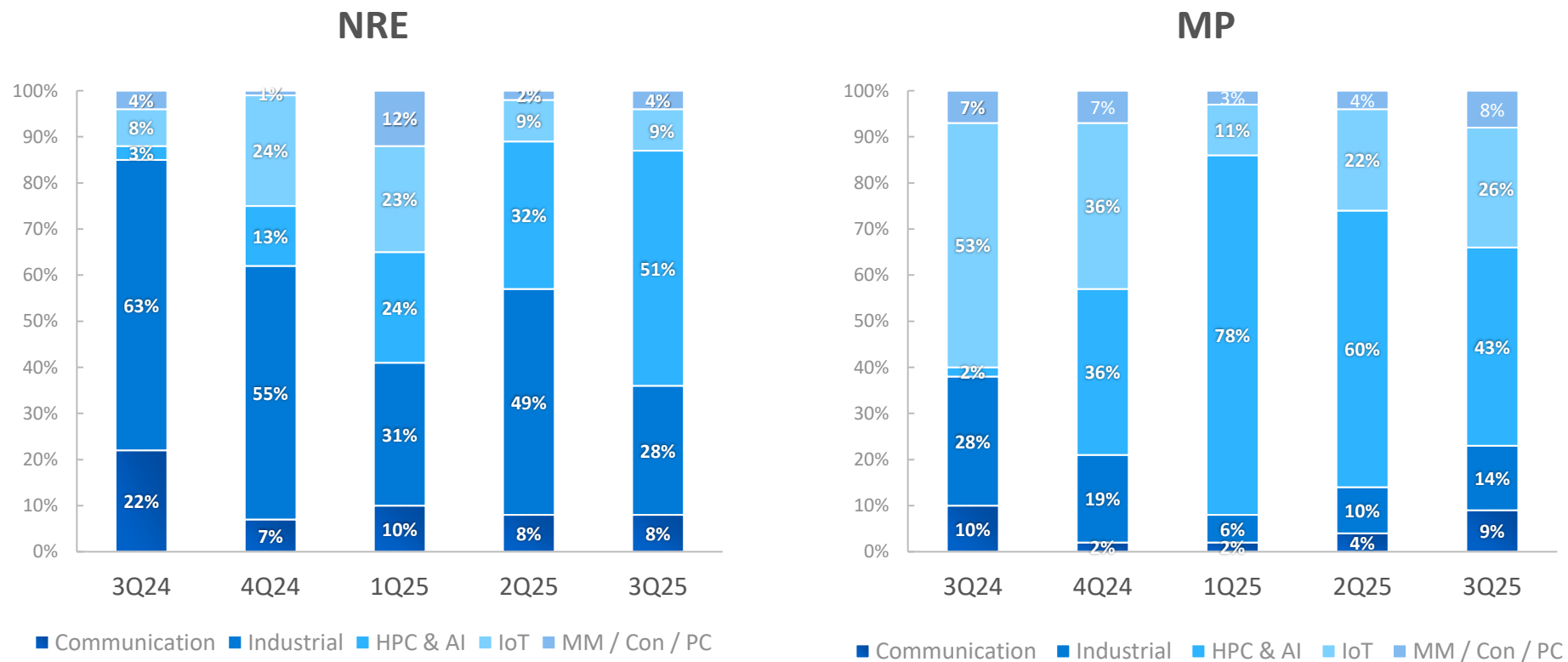
# Business Update



# Sales Breakdown by Billing Method



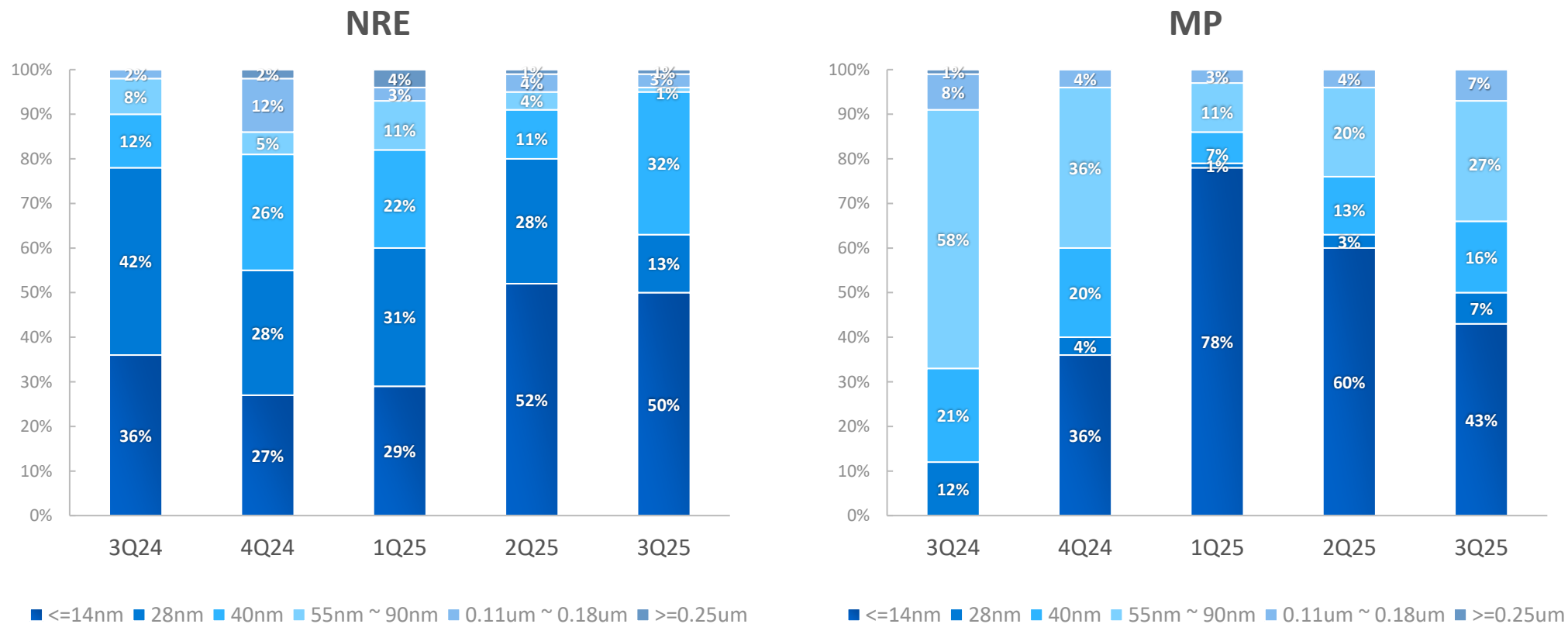
# NRE/MP Breakdown by Application



\* MM / Con / PC includes multimedia, consumer electronics and PC peripheral.



# NRE/MP Breakdown by Technology




- **Confidential information**

The material is being disclosed to you pursuant to a non-disclosure agreement between you or your employer and Faraday. Information disclosed in this presentation may be used only as permitted under such an agreement.

- **Legal notice**

The information contained in this presentation is intended to provide a general guide as to which product is suited for a given requirement and shows suggested product applications. Specified functions and properties for products are only valid when handling instructions and other stated conditions and recommendations have been considered and followed. All descriptions, illustrations and dimensions in the information represent general particulars and do not form part of any contract. All information is provided “as is”, with no guarantee of completeness, accuracy, timeliness or of the results obtained from the use of the information, and without warranty of any kind, express or implied, including but not limited to warranties of performance. All information is subject to change without prior notice. Faraday assumes no responsibility whatsoever for any errors or inaccuracies about the information.



[www.faraday-tech.com](http://www.faraday-tech.com)  
[ir@faraday-tech.com](mailto:ir@faraday-tech.com)

